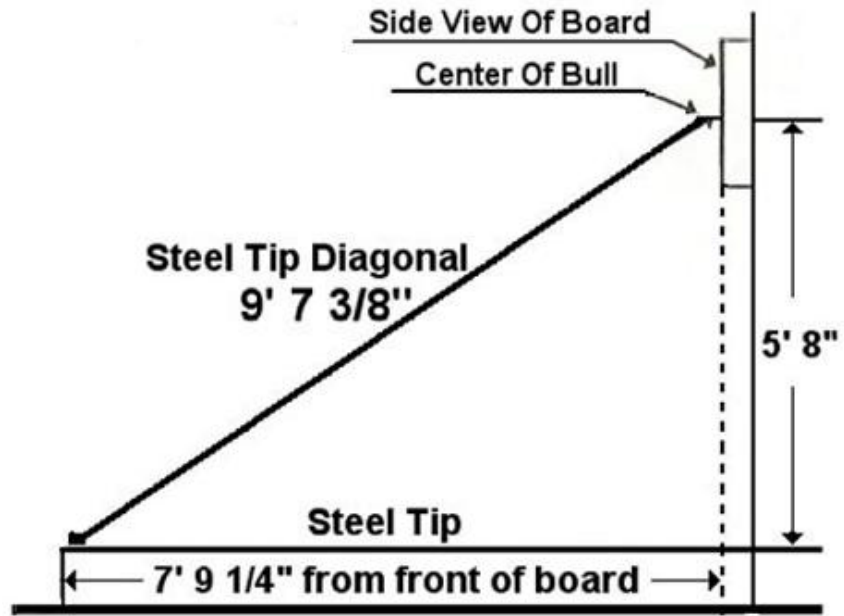




Sloppy Darts Dart Board Backboard Mounting Instruction



1. First Mark Two Points. 16" inches apart.



2. Ensure your two points are level.




3. Drill the two included drywall anchors on the two points marked in step 1.
4. Screw the two included screws into the wall anchors



5. Prepare to mount the backboard

Continue to Step 6.



6. Hang the back of the board using the two pre-mounted hooks onto the wall mounted screws.